


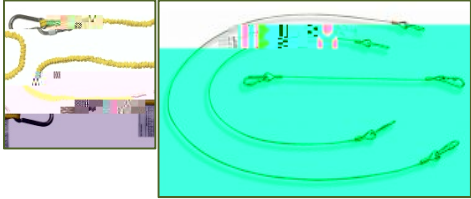









Safe practices while working up tower

Consider the potential impact force of a tool; ensure that tools do not create additional uncontrolled hazards.

Use tool lanyards designed to handle the particular tools and do not use personal lanyards as tool lanyards.

Assess work areas for gaps and holes; take control to prevent items from falling.

Control Item or Practice	Description	Field Use – Best Practices
	6-8 ft. Tool Hoisting Lanyard	Prior to taking off or putting on the tower hoist hook, up tower hoist bags should be tied off to a secure anchor point in the tower, preventing a drop during the loading/unloading process.
	Tool Transitioning Lanyards	Use longer (6'-10') external tool lanyards when transferring tools and bags between the nacelle and the hub. Hooks on each end can help prevent the loss of an item during transfer.
	Tool Lanyards	All items that could drop below a worker's feet should be tied off or controlled at all times. Use lanyards, cover opening, or put items in secure area.
		lanyards designed for the size of the tool. Most have a carabiner or straps on one end and a barrel lock on the other.

Control Item or Practice	Description	Field Use – Best Practices
	Magnetic trays	Some items cannot be tethered. Utilize a magnetic tray or a small tool pouch for small items (such as nuts, bolts and washers) to prevent them from dropping when working in the tower.
	Weight verification	Bags should be weighed and inspected before being placed in the trucks and taken to the tower.
	Radio Harness	Radios should be secured by a radio harnesses to prevent them from falling. The radio harness should be attached to a full body harness to prevent the radio from slipping out or being dropped.
	Custom Radio Lanyard	Fasten the radio to a rope lanyard and attach via carabiner to the body harness to prevent an accidental fall.
	Tool bag with grommet connection	Grommet connections permit a carabiner or lanyard to attach directly to a tool bag eliminating accidental drops from pant pockets.
	Closeable Equipment bags	Only closable tool bags should be used to prevent items from falling out of the bag when tipped upside down. Only bags marked with a rated capacity should be used, and should only be used below the rated capacity.



Control Item or Practice	Description	Field Use – Best Practices
	Equipment bags	Inspect all hoisting bags prior to use. Ensure bags are in good condition and have no holes. Bags should close fully to prevent tools from falling out.
	Access Hatch Closures	Closed hatches can be a protective barrier; ensuring hatches are closed after access limits open spaces and dropped item exposure.